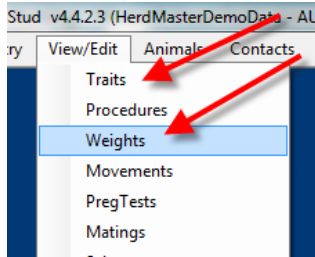


HerdMASTER 4 Tip Sheet

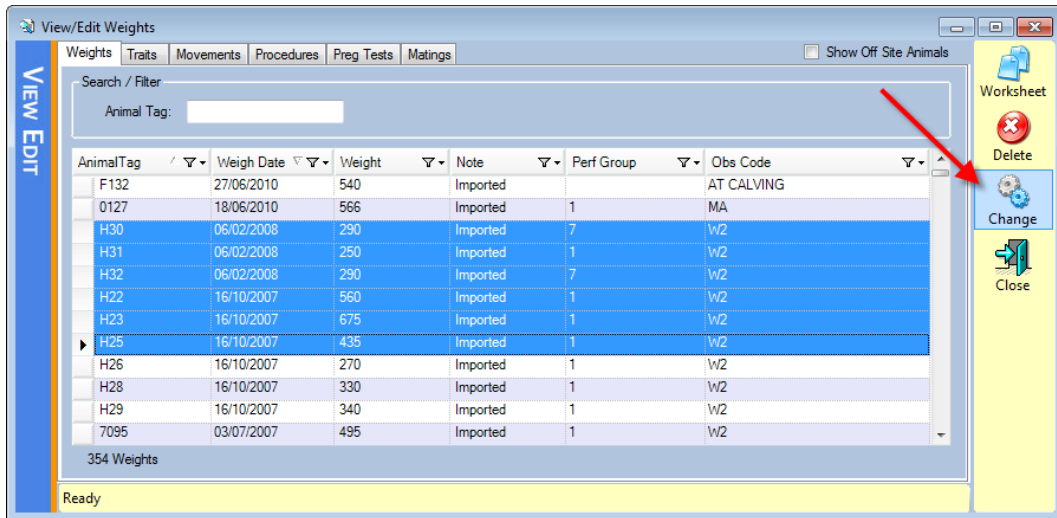
BULK CHANGE WEIGHTS/TRAITS

BULK CHANGE WEIGHTS

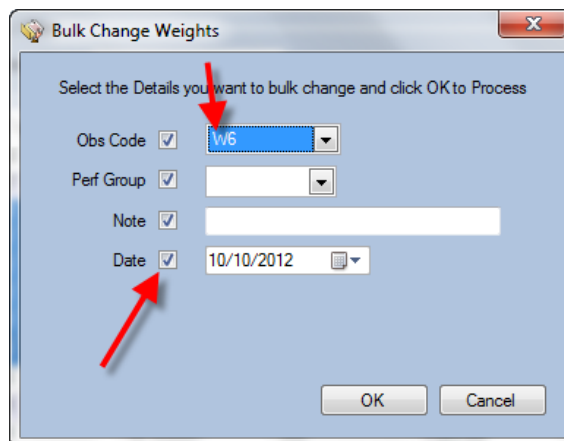


1. To Bulk change the weights or traits codes open View Edit | Weights or View Edit | Traits.

2. Now select the animals you want to change the codes on and press the change button on the right of the screen.



3. You will be presented with the following screen. On this screen check the field you would like to bulk change and then enter what you would like that information changed to.

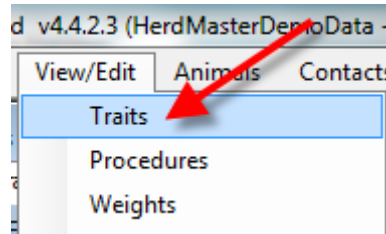


4. When you have made the changes you want press the ok button and you will then see the changes on the view edit screen.

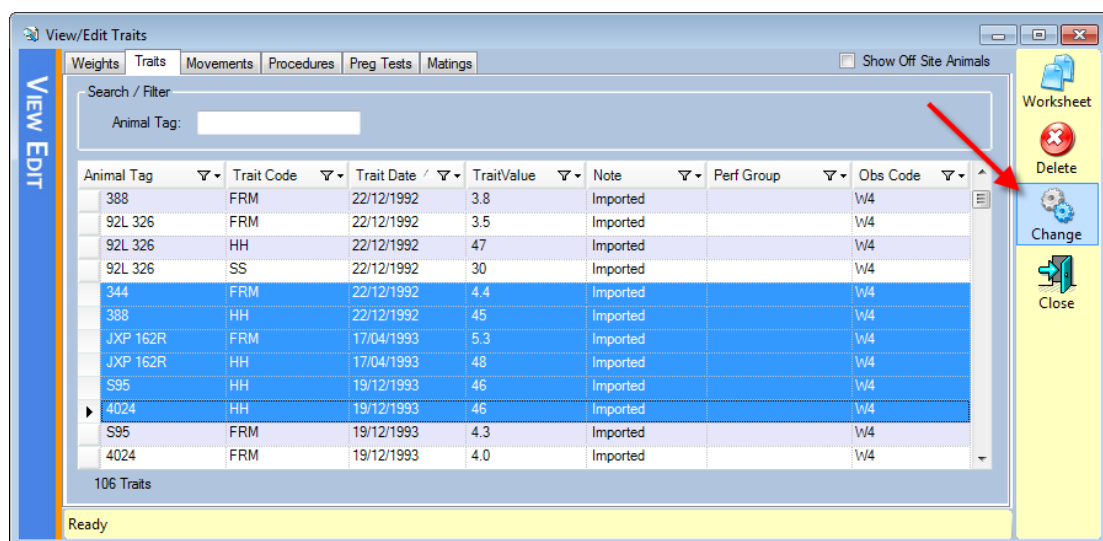
BULK CHANGE TRAITS

If you are bulk changing the traits codes please follow the steps below.

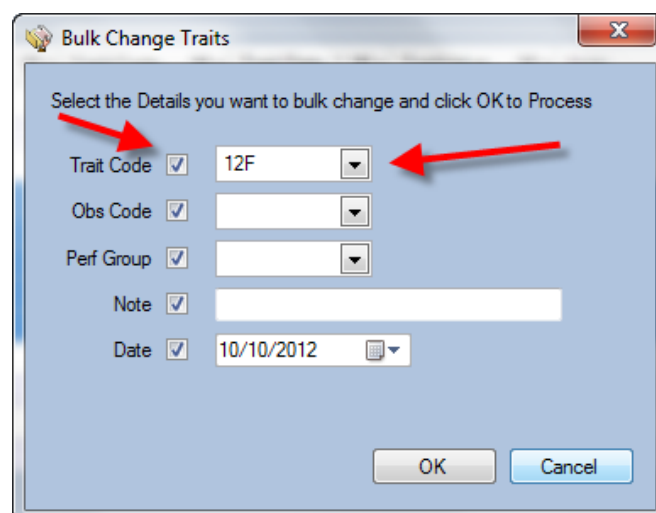
1. To Bulk change the weights or traits codes open View Edit | Weighs or View Edit | Traits.



2. Now select the animals you want to change the codes on and press the change button on the right of the screen.



3. You will be presented with the following screen. On this screen check the field you would like to bulk change and then enter what you would like that information changed to.



4. When you have made the changes you want press the ok button and you will then see the changes on the view edit screen.