

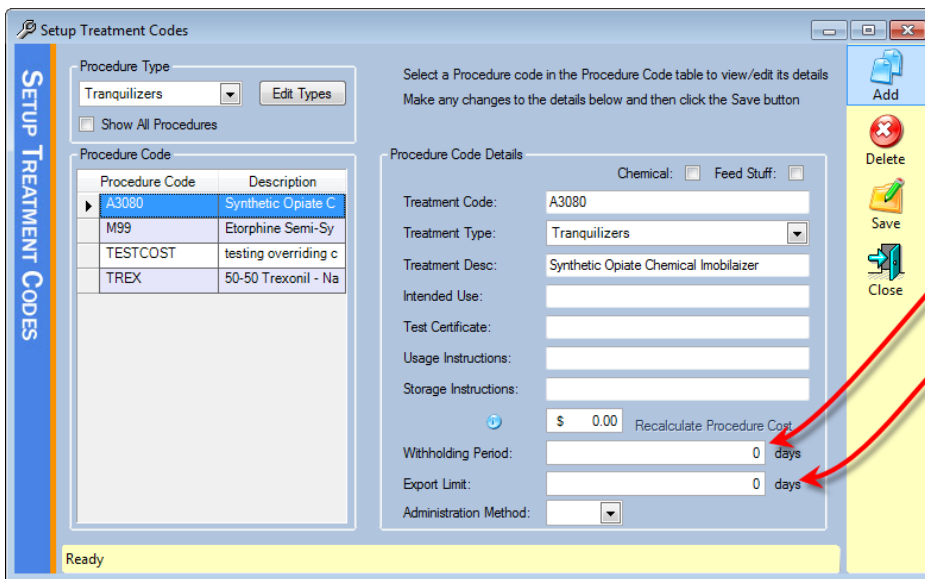
HerdMASTER Tip Sheet

ANIMAL WITHHOLDING REPORT

This report will generate a list of animals that are currently withheld or export limited due to treatments/procedures carried out on them.

!! IMPORTANT NOTE !!

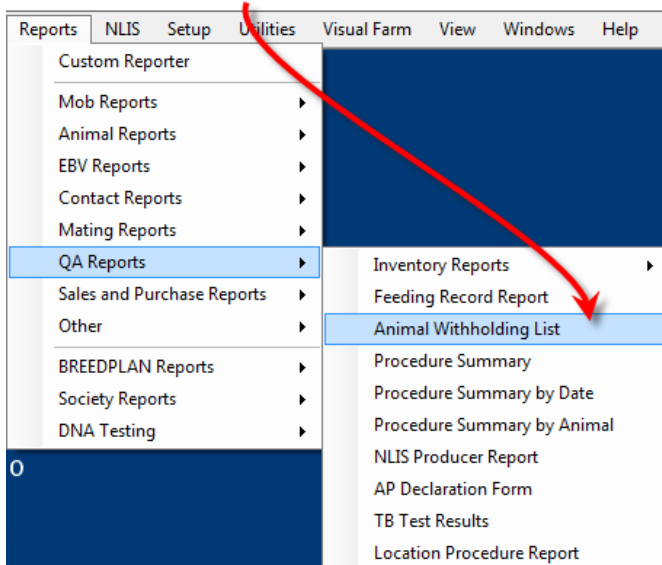
When you generate this report the first pages will be the withholding period of the animals.
The second set of pages will contain the Export Restricted animals.
SO REMEMBER TO CHECK ALL PAGES EVEN IF THE FIRST IS BLANK



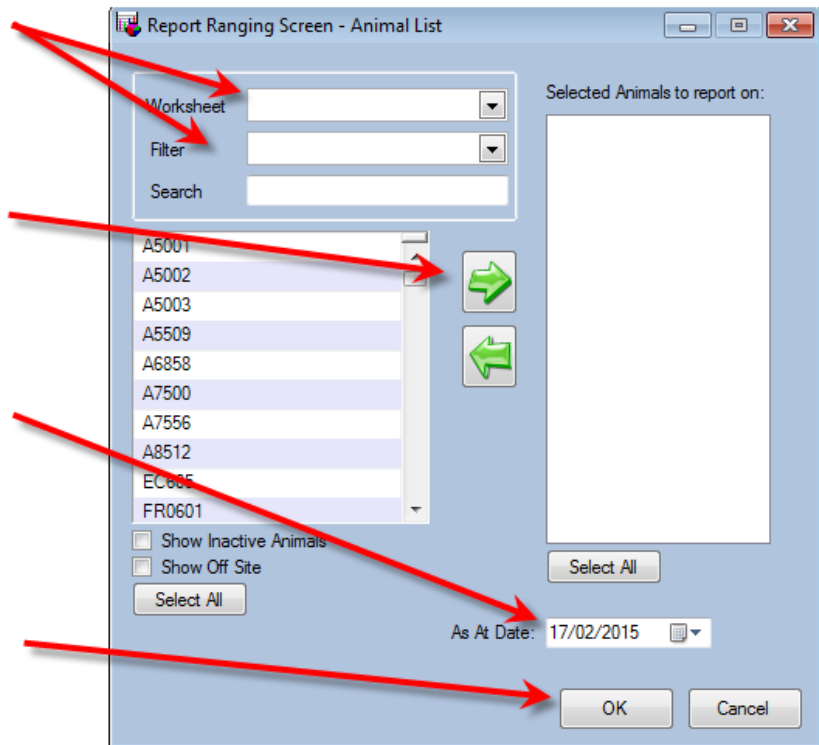
To do a QA report on your withholding and export periods you must have set up your treatment codes to include these factors.

DO A QA REPORT TO CHECK THE WITHHOLDING PERIOD ON YOUR ANIMALS

1. Use Reports | QA Reports | Animal Withholding.



2. Using your worksheets and filters limit your animal list to the animals you are checking.
3. Use the green buttons to move the selected animals into the process list on the right.
4. Check the "As at Date" field and hit the **OK** button when ready.
5. The subsequent list will have any animals that are either withheld or export limited on the "As at Date"



On the first pages will be listed any animals which should be withheld, what procedure is withholding them, when the procedure or treatment was performed and what date they should be withheld to.

Animal Tag	Procedure	Procedure Date	Withheld Until
A5001	TESTCOST	13/02/2015	30/03/2015

On the next pages, will be listed any animals which should be export limited, what procedure or treatment is limiting them, when the treatment was performed and what date they are restricted until.

Animal Tag	Procedure	Procedure Date	Export Restricted Until
A5001	TESTCOST	13/02/2015	14/05/2015

ALWAYS make sure you check at least two pages for the information as an animal may not be withheld but may be export restricted by a treatment, leading to a blank first page.